



2nd SEM. 2017/2018

PAGE 1 OF 4

UNIVERSITY OF SWAZILAND

FINAL EXAMINATION PAPER

**PROGRAMME : BACHELOR OF SCIENCE IN TEXTILE
APPAREL DESIGN AND MANAGEMENT,
CONSUMER SCIENCE EDUCATION and
CONSUMER SCIENCE YEAR II**

COURSE CODE : TAD204

TITLE OF PAPER : APPAREL CONSTRUCTION II

TIME ALLOWED : TWO (2) HOURS

**INSTRUCTION : ANSWER QUESTION ONE (1) AND
ANY OTHER TWO (2) QUESTIONS**

**DO NOT OPEN THIS PAPER UNTIL PERMISSION HAS BEEN
GRANTED BY THE CHIEF INVIGILATOR**

QUESTION 1(COMPULSORY)

a) Define the following terms in relation to garment construction.

- i) Casings
- ii) Patch pocket
- iii) Hem
- iv) Mitring corners
- v) Cuff

(10 Marks)

b) Demonstrate your understanding of good colour combinations for apparel by shading the provided illustrations with the split complementary scheme

(2 Marks)

c) Using the provided croqui template, illustrate the front view of the garment you designed and constructed in the Apparel Construction II class. Emphasis should be on:

- i) Garment rendering
- ii) Colour application

(8 Marks)

d) List and briefly describe **two (2)** apparel construction processes you would apply on a garment to achieve the following:

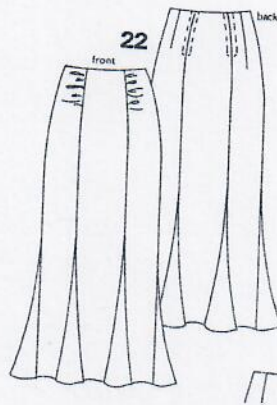
- i) Waistline finish/treatment
- ii) Neckline finish/treatment
- iii) Fastening the garment
- iv) Sleeve hem finish/treatment

(20 Marks)

[TOTAL MARKS = 40]

QUESTION 2

- a) With reference to the illustration below:
- Give the name of the skirt. (1 Mark)
 - Explain how the skirt was drafted and or cut out. (5 Mark)
 - List all the construction processes done on the skirt. (5 Mark)
 - Outline the sequential order of construction for the skirt. (5 Mark)
 - Give the step by step outline of how to you constructed the waistline finish. (6 Mark)



- b) Explain how the optical illusion of the following can be used to the advantage of the wearer.
- Warm shiny colours
 - Diagonal lines
 - Proportion
 - Hour glass shaped dress

(8 Marks)

[TOTAL MARKS = 30]

QUESTION 3

- a) Discuss five (5) characteristics of good workmanship you would use to assess the quality of the following garment processes.
- Collar
 - Cuffs
 - Facings

(15 Marks)

b) Give the type of fastener that is traditionally used on the following garments:

- i) Men's and women's pants
- ii) Baby's jumpsuit
- iii) School tunics

(3 Marks)

c) Mention and describe the specific use of **four (4)** sewing machine attachments you have learnt about in the Apparel Construction II class.

(12 Marks)

[TOTAL MARKS = 30]

QUESTION 4

a) Give **four (4)** factors that influenced your choice of fabric for the garment to fit.

(8 Marks)

b) Explain how the principle of design, emphasis can be achieved in fashion design or construction.

(2 Marks)

c) Affirm or dispute the following statements in relation to garment construction. Justify your answer.

- i) Pressing is an integral part of sewing.
- ii) The use of tacking in garment construction is important.
- iii) Fibre content on the care label does determine the care of the garment
- iv) It is important to layout the small pattern pieces first when laying out.
- v) A-line style dresses are suitable for the hourglass body shape
- vi) Sewing a test garment is beneficial


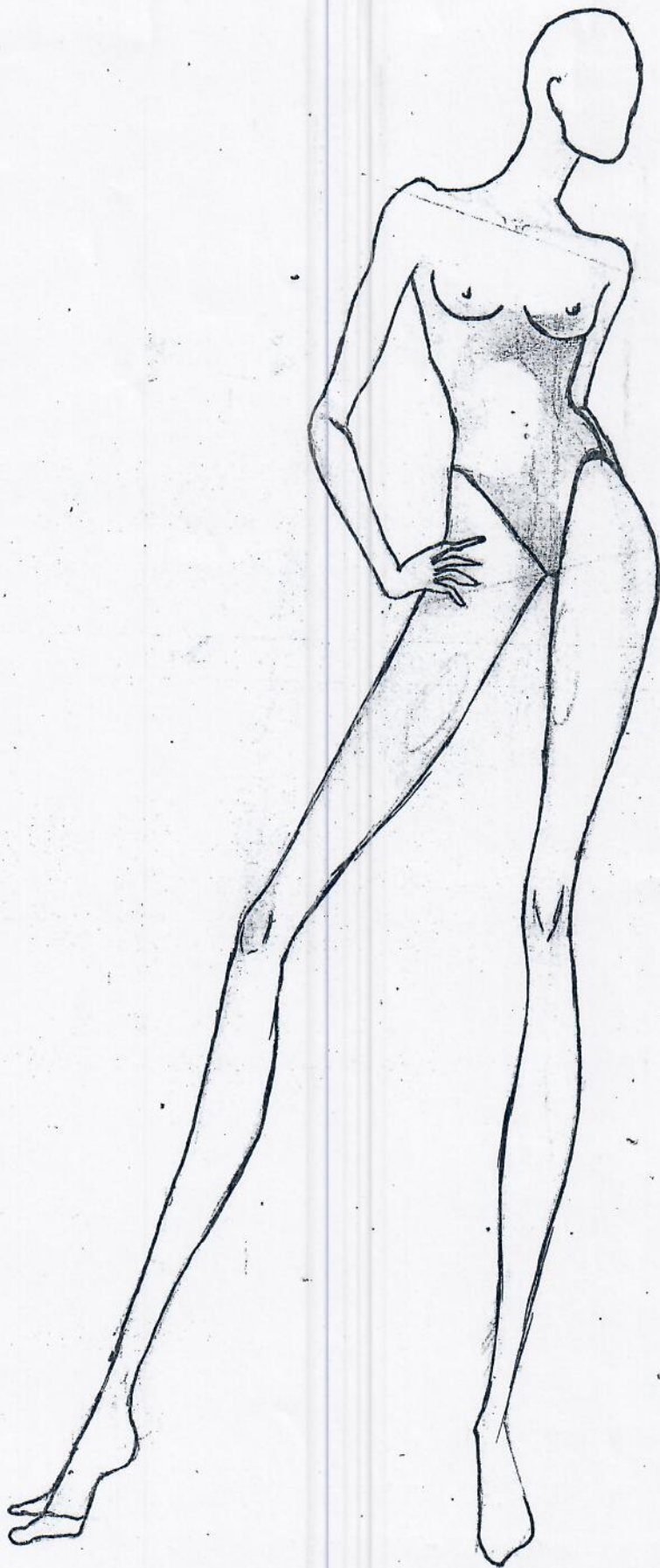
(12 Marks)

d) Name and describe the ideal female and male body shapes and suggest **one (1)** suitable outfit for each. Justify your choice of outfit.

(8 Marks)

[TOTAL MARKS = 30]

fashion poses/
S curve



male croquis/front/
side view/S curve

