


**UNIVERSITY OF SWAZILAND**



**MAIN EXAMINATION PAPER 2014**

**TITLE OF PAPER : PROBABILITY THEORY**

**COURSE CODE : ST 201**

**TIME ALLOWED : THREE (3) HOURS**

**INSTRUCTIONS : ANSWER ANY FIVE QUESTIONS.**

**REQUIREMENTS : SCIENTIFIC CALCULATOR AND STATISTICAL TABLES.**

### Question 1

- a) A consignment of 100 manufactured items is inspected by testing four randomly sampled items. If one of the four is defective, the consignment is discarded. What is the probability that the consignment is accepted if it contains five defective items?  
(5 Marks)
- b) Let  $X$  and  $Y$  be events. Show that  $P(X \cap Y | Y) = P(X | Y)$ , assuming that  $P(Y) > 0$ .  
(5 Marks)
- c) Two people take turns removing a ball from a pot that initially contains  $m$  red balls and  $n$  blue balls. The first player to take out a red ball wins. Build up a recursive formula that allows the suitable calculation of the probability that the starting player wins.  
(5 Marks)
- d) Suppose the ST201 class has a record of low attendance. The Lecturer decides that he will not lecture unless at least  $r$  of the  $n$  students are present. Each student will show up with a probability of  $p_c$  if the weather is not cool, and  $p_h$  if the weather is hot. Given the probability of hot weather on a given day, calculate the probability that the Lecturer will teach his class on that day.  
(5 Marks)

### Question 2

- a) Show the following generalizations of the formula

$$P(A \cup B) = P(A) + P(B) - P(A \cap B)$$

- (i) Let  $A$ ,  $B$ , and  $C$  be events. Then,

$$P(A \cup B \cup C) = P(A) + P(B) + P(C) - P(A \cap B) - P(A \cap C) - P(B \cap C) + P(A \cap B \cap C)$$

(7 Marks)

- b) In the case of  $n$  events  $A_1, A_2, \dots, A_n$ , show that

$$P(A_1 \cap A_2 \cap \dots \cap A_n) \geq P(A_1) + P(A_2) + \dots + P(A_n) - (n - 1).$$

(7 Marks)

- c) Show the identity

$$P(A|B) = P(C|B)P(A|B \cap C) + P(C^c|B)P(A|B \cap C^c)$$

Assuming all the conditioning events have positive probability.

(6 Marks)

### Question 3

The joint probability density function of the random variables X and Y is

$$f(x, y) = \frac{1}{2\pi} \exp\left(-\frac{1}{4}(x-1)^2 - \left(y - \frac{1}{4}(1+x)\right)^2\right), -\infty < x < \infty, -\infty < y < \infty,$$

- (a) Show that X has the Normal distribution with mean 1 and variance 2. (7 Marks)
- (b) Show that the moment generating function of X is  $m_X(t) = \exp(t + t^2)$  (7 Marks)
- (c) Use the moment generating function to find  $E(X^3)$ . (6 Marks)

### Question 4

Let  $S = 2(1 - 0.005T)^{1.2}$ , Assume T is random variable with pdf

$$f_X(x) = 3000t^{-4}, t \geq 10$$

Find the population mean and variance of the S.

(20 Marks)

### Question 5

(a) Suppose that the discrete random variable X has the probability function

$$P(X = x) = (1 - \theta)^{x-1}\theta, \quad x = 1, 2, \dots$$

Show that X has moment generating function

$$M_X(t) = \frac{e^t\theta}{1 - e^t(1 - \theta)}, \quad t < -\ln(1 - \theta)$$

Hence show that the expected value of X is  $1/\theta$  and that the variance of X is  $(1 - \theta)\theta^{-2}$

(10 Marks)

(b) The random variable X has a Chi-squared distribution with  $k$  degrees of freedom ( $k = 1, 2, 3, \dots$ ), which has moment generating function (mgf)  $m(t) = (1 - 2t)^{-k/2}$  for  $t < 1/2$ .

- i. Using the  $m(t)$ , find the mean and variance of X. (5 Marks)
- ii. In the case  $k = 4$ , the probability density function is given by

$$f(x) = \frac{1}{4}xe^{-1/2}, \quad x > 0$$

Using integration, confirm that the mgf of the Chi-squared distribution with 4 degrees of freedom is  $m(t) = (1 - 2t)^{-2}$  for  $t < \frac{1}{2}$ .

(5 Marks)

**Question 6**

A random vector  $(X, Y)$  has joint pdf, given by

$$f(x, y) = 2e^{-x-2y}, \quad x > 0, y > 0$$

a) Calculate  $E[XY]$ .

(6Marks)

b) Calculate the covariance of  $X + Y$  and  $X - Y$ .

(14 Marks)

**Question 7**

Suppose the continuous random variables  $(X, Y, Z)$  have joint p.d.f

$$f(x, y, z) = Kxyz^2, \quad 0 \leq x, \quad y \leq 1, \quad 0 \leq z \leq 3.$$

(a) Show that the constant  $K = 4/9$ .

(5 Marks)

(b) Find the marginal probability density function of  $Y$  and hence show that  $E(Y) = 2/3$ .

(5 Marks)

(c) Show that the marginal joint probability density function of  $(X, Z)$  is

$$f_{X,Z}(x, z) = \frac{2}{9}xz^2, \quad 0 \leq x \leq 1, \quad 0 \leq z \leq 3$$

(5 Marks)

(d) Find the conditional distribution of  $Y$  given  $X = 1/2, Z = 1$  and hence find

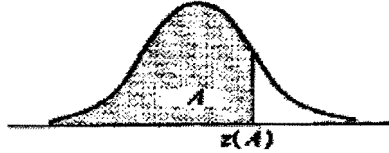
$$E\left(Y \mid X = \frac{1}{2}, Z = 1\right).$$

(5Marks)

# Normal Distribution

Table C-1. Cumulative Probabilities of the Standard Normal Distribution.

Entry is area  $A$  under the standard normal curve from  $-\infty$  to  $z(A)$

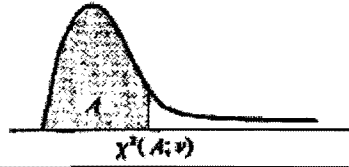


$z$	.00	.01	.02	.03	.04	.05	.06	.07	.08	.09
.0	.5000	.5040	.5080	.5120	.5160	.5199	.5239	.5279	.5319	.5359
.1	.5398	.5438	.5478	.5517	.5557	.5596	.5636	.5675	.5714	.5753
.2	.5793	.5832	.5871	.5910	.5948	.5987	.6026	.6064	.6103	.6141
.3	.6179	.6217	.6255	.6293	.6331	.6368	.6406	.6443	.6480	.6517
.4	.6554	.6591	.6628	.6664	.6700	.6736	.6772	.6808	.6844	.6879
.5	.6915	.6950	.6985	.7019	.7054	.7088	.7123	.7157	.7190	.7224
.6	.7257	.7291	.7324	.7357	.7389	.7422	.7454	.7486	.7517	.7549
.7	.7580	.7611	.7642	.7673	.7704	.7734	.7764	.7794	.7823	.7852
.8	.7881	.7910	.7939	.7967	.7995	.8023	.8051	.8078	.8106	.8133
.9	.8159	.8186	.8212	.8238	.8264	.8289	.8315	.8340	.8365	.8389
1.0	.8413	.8438	.8461	.8485	.8508	.8531	.8554	.8577	.8599	.8621
1.1	.8643	.8665	.8686	.8708	.8729	.8749	.8770	.8790	.8810	.8830
1.2	.8849	.8869	.8888	.8907	.8925	.8944	.8962	.8980	.8997	.9015
1.3	.9032	.9049	.9066	.9082	.9099	.9115	.9131	.9147	.9162	.9177
1.4	.9192	.9207	.9222	.9236	.9251	.9265	.9279	.9292	.9306	.9319
1.5	.9332	.9345	.9357	.9370	.9382	.9394	.9406	.9418	.9429	.9441
1.6	.9452	.9463	.9474	.9484	.9495	.9505	.9515	.9525	.9535	.9545
1.7	.9554	.9564	.9573	.9582	.9591	.9599	.9608	.9616	.9625	.9633
1.8	.9641	.9649	.9656	.9664	.9671	.9678	.9686	.9693	.9699	.9706
1.9	.9713	.9719	.9726	.9732	.9738	.9744	.9750	.9756	.9761	.9767
2.0	.9772	.9778	.9783	.9788	.9793	.9798	.9803	.9808	.9812	.9817
2.1	.9821	.9826	.9830	.9834	.9838	.9842	.9846	.9850	.9854	.9857
2.2	.9861	.9864	.9868	.9871	.9875	.9878	.9881	.9884	.9887	.9890
2.3	.9893	.9896	.9898	.9901	.9904	.9906	.9909	.9911	.9913	.9916
2.4	.9918	.9920	.9922	.9925	.9927	.9929	.9931	.9932	.9934	.9936
2.5	.9938	.9940	.9941	.9943	.9945	.9946	.9948	.9949	.9951	.9952
2.6	.9953	.9955	.9956	.9957	.9959	.9960	.9961	.9962	.9963	.9964
2.7	.9965	.9966	.9967	.9968	.9969	.9970	.9971	.9972	.9973	.9974
2.8	.9974	.9975	.9976	.9977	.9977	.9978	.9979	.9979	.9980	.9981
2.9	.9981	.9982	.9982	.9983	.9984	.9984	.9985	.9985	.9986	.9986
3.0	.9987	.9987	.9987	.9988	.9988	.9989	.9989	.9989	.9990	.9990
3.1	.9990	.9991	.9991	.9991	.9992	.9992	.9992	.9992	.9993	.9993
3.2	.9993	.9993	.9994	.9994	.9994	.9994	.9994	.9995	.9995	.9995
3.3	.9995	.9995	.9995	.9996	.9996	.9996	.9996	.9996	.9996	.9997
3.4	.9997	.9997	.9997	.9997	.9997	.9997	.9997	.9997	.9997	.9998

# Chi-Square Distribution

Table C-2. Percentiles of the  $\chi^2$  Distribution

Entry is  $\chi^2(A; \nu)$  where  $P\{\chi^2(\nu) \leq \chi^2(A; \nu)\} = A$

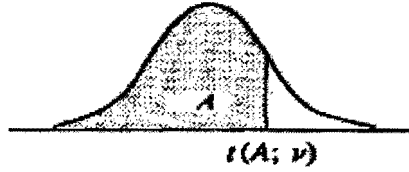


$\nu$	A									
	.005	.010	.025	.050	.100	.900	.950	.975	.990	.995
1	0.00393	0.0157	0.00982	0.02393	0.0158	2.71	3.84	5.02	6.63	7.88
2	0.0100	0.0201	0.0506	0.103	0.211	4.61	5.99	7.38	9.21	10.60
3	0.072	0.115	0.216	0.352	0.584	6.25	7.81	9.35	11.34	12.84
4	0.207	0.297	0.484	0.711	1.064	7.78	9.49	11.14	13.28	14.86
5	0.412	0.554	0.831	1.145	1.61	9.24	11.07	12.83	15.09	16.75
6	0.676	0.872	1.24	1.64	2.20	10.64	12.59	14.45	16.81	18.55
7	0.989	1.24	1.69	2.17	2.83	12.02	14.07	16.01	18.48	20.28
8	1.34	1.65	2.18	2.73	3.49	13.36	15.51	17.53	20.09	21.96
9	1.73	2.09	2.70	3.33	4.17	14.68	16.92	19.02	21.67	23.59
10	2.16	2.56	3.25	3.94	4.87	15.99	18.31	20.48	23.21	25.19
11	2.60	3.05	3.82	4.57	5.58	17.28	19.68	21.92	24.73	26.76
12	3.07	3.57	4.40	5.23	6.30	18.55	21.03	23.34	26.22	28.30
13	3.57	4.11	5.01	5.89	7.04	19.81	22.36	24.74	27.69	29.82
14	4.07	4.66	5.63	6.57	7.79	21.06	23.68	26.12	29.14	31.32
15	4.60	5.23	6.26	7.26	8.55	22.31	25.00	27.49	30.58	32.80
16	5.14	5.81	6.91	7.96	9.31	23.54	26.30	28.85	32.00	34.27
17	5.70	6.41	7.56	8.67	10.09	24.77	27.59	30.19	33.41	35.72
18	6.26	7.01	8.23	9.39	10.86	25.99	28.87	31.53	34.81	37.16
19	6.84	7.63	8.91	10.12	11.65	27.20	30.14	32.85	36.19	38.58
20	7.43	8.26	9.59	10.85	12.44	28.41	31.41	34.17	37.57	40.00
21	8.03	8.90	10.28	11.59	13.24	29.62	32.67	35.48	38.93	41.40
22	8.64	9.54	10.98	12.34	14.04	30.81	33.92	36.78	40.29	42.80
23	9.26	10.20	11.69	13.09	14.85	32.01	35.17	38.08	41.64	44.18
24	9.89	10.86	12.40	13.85	15.66	33.20	36.42	39.36	42.98	45.56
25	10.52	11.52	13.12	14.61	16.47	34.38	37.65	40.65	44.31	46.93
26	11.16	12.20	13.84	15.38	17.29	35.56	38.89	41.92	45.64	48.29
27	11.81	12.88	14.57	16.15	18.11	36.74	40.11	43.19	46.96	49.64
28	12.46	13.56	15.31	16.93	18.94	37.92	41.34	44.46	48.28	50.99
29	13.12	14.26	16.05	17.71	19.77	39.09	42.56	45.72	49.59	52.34
30	13.79	14.95	16.79	18.49	20.60	40.26	43.77	46.98	50.89	53.67
40	20.71	22.16	24.43	26.51	29.05	51.81	55.76	59.34	63.69	66.77
50	27.99	29.71	32.36	34.76	37.69	63.17	67.50	71.42	76.15	79.49
60	35.53	37.48	40.48	43.19	46.46	74.40	79.08	83.30	88.38	91.95
70	43.28	45.44	48.76	51.74	55.33	85.53	90.53	95.02	100.4	104.2
80	51.17	53.54	57.15	60.39	64.28	96.58	101.9	106.6	112.3	116.3
90	59.20	61.75	65.65	69.13	73.29	107.6	113.1	118.1	124.1	128.3
100	67.33	70.06	74.22	77.93	82.36	118.5	124.3	129.6	135.8	140.2

## Student's Distribution (t Distribution)

Table C-4 Percentiles of the t Distribution

Entry is  $t(A; \nu)$  where  $P\{t(\nu) \leq t(A; \nu)\} = A$



p	A						
	.60	.70	.80	.85	.90	.95	.975
1	0.325	0.727	1.376	1.963	3.078	6.314	12.706
2	0.289	0.617	1.061	1.386	1.886	2.920	4.303
3	0.277	0.584	0.978	1.250	1.638	2.353	3.182
4	0.271	0.569	0.941	1.190	1.533	2.132	2.776
5	0.267	0.559	0.920	1.156	1.476	2.015	2.571
6	0.265	0.553	0.906	1.134	1.440	1.943	2.447
7	0.263	0.549	0.896	1.119	1.415	1.895	2.365
8	0.262	0.546	0.889	1.108	1.397	1.860	2.306
9	0.261	0.543	0.883	1.100	1.383	1.833	2.262
10	0.260	0.542	0.879	1.093	1.372	1.812	2.228
11	0.260	0.540	0.876	1.088	1.363	1.796	2.201
12	0.259	0.539	0.873	1.083	1.356	1.782	2.179
13	0.259	0.537	0.870	1.079	1.350	1.771	2.160
14	0.258	0.537	0.868	1.076	1.345	1.761	2.145
15	0.258	0.536	0.866	1.074	1.341	1.753	2.131
16	0.258	0.535	0.865	1.071	1.337	1.746	2.120
17	0.257	0.534	0.863	1.069	1.333	1.740	2.110
18	0.257	0.534	0.862	1.067	1.330	1.734	2.101
19	0.257	0.533	0.861	1.066	1.328	1.729	2.093
20	0.257	0.533	0.860	1.064	1.325	1.725	2.086
21	0.257	0.532	0.859	1.063	1.323	1.721	2.080
22	0.256	0.532	0.858	1.061	1.321	1.717	2.074
23	0.256	0.532	0.858	1.060	1.319	1.714	2.069
24	0.256	0.531	0.857	1.059	1.318	1.711	2.064
25	0.256	0.531	0.856	1.058	1.316	1.708	2.060
26	0.256	0.531	0.856	1.058	1.315	1.706	2.056
27	0.256	0.531	0.855	1.057	1.314	1.703	2.052
28	0.256	0.530	0.855	1.056	1.313	1.701	2.048
29	0.256	0.530	0.854	1.055	1.311	1.699	2.045
30	0.256	0.530	0.854	1.055	1.310	1.697	2.042
40	0.255	0.529	0.851	1.050	1.303	1.684	2.021
60	0.254	0.527	0.848	1.045	1.296	1.671	2.000
120	0.254	0.526	0.845	1.041	1.289	1.658	1.980
$\infty$	0.253	0.524	0.842	1.036	1.282	1.645	1.960

Table C-4 (Continued) Percentiles of the *t* Distribution

<i>v</i>	<i>A</i>						
	.98	.985	.99	.9925	.995	.9975	.9995
1	15.895	21.205	31.821	42.434	63.657	127.322	636.590
2	4.849	5.643	6.965	8.073	9.925	14.089	31.598
3	3.482	3.896	4.541	5.047	5.841	7.453	12.924
4	2.999	3.298	3.747	4.088	4.604	5.598	8.610
5	2.757	3.003	3.365	3.634	4.032	4.773	6.869
6	2.612	2.829	3.143	3.372	3.707	4.317	5.959
7	2.517	2.715	2.998	3.203	3.499	4.029	5.408
8	2.449	2.634	2.896	3.085	3.355	3.833	5.041
9	2.398	2.574	2.821	2.998	3.250	3.690	4.781
10	2.359	2.527	2.764	2.932	3.169	3.581	4.587
11	2.328	2.491	2.718	2.879	3.106	3.497	4.437
12	2.303	2.461	2.681	2.836	3.055	3.428	4.318
13	2.282	2.436	2.650	2.801	3.012	3.372	4.221
14	2.264	2.415	2.624	2.771	2.977	3.326	4.140
15	2.249	2.397	2.602	2.746	2.947	3.286	4.073
16	2.235	2.382	2.583	2.724	2.921	3.252	4.015
17	2.224	2.368	2.567	2.706	2.898	3.222	3.965
18	2.214	2.356	2.552	2.689	2.878	3.197	3.922
19	2.205	2.346	2.539	2.674	2.861	3.174	3.883
20	2.197	2.336	2.528	2.661	2.845	3.153	3.849
21	2.189	2.328	2.518	2.649	2.831	3.135	3.819
22	2.183	2.320	2.508	2.639	2.819	3.119	3.792
23	2.177	2.313	2.500	2.629	2.807	3.104	3.768
24	2.172	2.307	2.492	2.620	2.797	3.091	3.745
25	2.167	2.301	2.485	2.612	2.787	3.078	3.725
26	2.162	2.296	2.479	2.605	2.779	3.067	3.707
27	2.158	2.291	2.473	2.598	2.771	3.057	3.690
28	2.154	2.286	2.467	2.592	2.763	3.047	3.674
29	2.150	2.282	2.462	2.586	2.756	3.038	3.659
30	2.147	2.278	2.457	2.581	2.750	3.030	3.646
40	2.123	2.250	2.423	2.542	2.704	2.971	3.551
60	2.099	2.223	2.390	2.504	2.660	2.915	3.460
120	2.076	2.196	2.358	2.468	2.617	2.860	3.373
∞	2.054	2.170	2.326	2.432	2.576	2.807	3.291