

# UNIVERSITY OF ESWATINI

## FINAL EXAMINATION PAPER 2019

**TITLE OF COURSE:** *STATISTICAL INFERENCE*

**COURSE CODE:** *STA220/ST220*

**TIME ALLOCATED:** *2 (Two) Hours*

**REQUIREMENTS:** *Statistical Tables and Calculator*

**INSTRUCTION:** *Answer Any Three Questions [The Questions Carry the Marks As Indicated Within the Parenthesis]*

THIS PAPER IS NOT TO BE OPENED UNTIL THE INVIGILATOR HAS GRANTED PERMISSION.

**Question One****[10 + 10 Marks]**

- (a) Let  $K$  be a random variable whose probability function  $p(k)$  is given in the table below.

$K$	1	2	3	4	5	6
$p(k)$	0.15	0.19	0.1	0.21		0.18

Find

- (i)  $P(K \text{ is even number})$  (2 marks)  
(ii)  $P(K \geq 3 \mid K \text{ is odd})$  (2 marks)  
(iii)  $E(K)$  (2 marks)  
(iv)  $E(2^K)$  (2 marks)  
(v)  $E(5K - 4)$  (2 marks)
- (b) A factory turns out an article by a mass production method. From experience, it appears that 20 articles on an average are rejected, out of every batch of 100. Find the probability that the number of rejects in a batch exceeds 25. (10 marks)

**Question Two****[10+10 Marks]**

- (a) Eswatini University conducts regular and distance-learning programmes intended to be identical. A sample of 80 regular students' results in STA220/ST220 examination yields 68.8 on the average with 14.8 standard deviation, while a sample of 50 distance-learning students yields an average of 62.4 with 17.9 standard deviation in the same examination. Are the performances in the two modes of learning statistically the same at 1% level of significance? (10 marks)
- (b) A building contractor erects single storey industrial units to a standard design. The erection process involves three consecutive tasks, and time taken for each task is:

Task	Mean Time	Standard deviation
Foundation work	10 days	2 days
Brickwork	40 days	5 days
Roofing	20 days	3 days

The firm has won a contract to erect a unit, but will have to pay a penalty of \$100,000 if the unit is not complete within 84 days. The firm can insure against completing after 84 days for a premium of \$5,000. Would you advise the firm to insure? (Assume that the times for the tasks are normally and independently distributed). (10 marks)

**Question Three****[20 Marks]**

A typist in a company commits the following number of mistakes per page in typing 432 pages:

Number of mistakes per page	0	1	2	3	4	5
Number of pages	223	142	48	15	4	0

Does this information verify that the mistakes are distributed according to the Poisson law at the 1 percent significant level?

**Question Four****[20 Marks]**

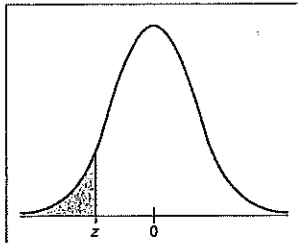
The following are the data on business turnover and number of staff of a company for eight years from 2013 to 2018:

Year	2013	2014	2015	2016	2017	2018
Business Turnover (SWL Millions)	60	75	80	110	150	170
Number of Staff members	310	353	385	430	587	715

- (i) Fit a proper regression equation to estimate work force in term of business turnover.
- (ii) Estimate the staff requirements when the business turnover reaches SWL 250 Million.
- (iii) How much of the percentage variation in work force is explained by the Business Turnover? (9+3+8 marks)

**Question Five****[5+15 Marks]**

- (a) A leading detergent manufacturer believes that about 30% of all housewives use his product, but he intends to institute a sample survey to check whether or not he is justified in that belief to 99% degree of accuracy. What must be the size of the sample to enable the manufacturer to estimate the true percentage to within 5% of error? (5 marks)
- (b) The marks obtained in a certain examination follow the normal distribution with mean 45 and variance 100. If 1000 students appeared at the examination, calculate the number of students scoring:
  - (i) Less than 40 marks
  - (ii) More than 60 marks
  - (iii) Between 40 and 50 marks. (15 marks)



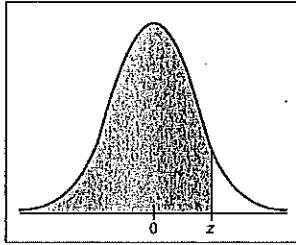
The table entry for  $z$  is the area to the left of  $z$ .

TABLE 5 Areas of a Standard Normal Distribution

(a) Table of Areas to the Left of  $z$

$z$	.00	.01	.02	.03	.04	.05	.06	.07	.08	.09
-3.4	.0003	.0003	.0003	.0003	.0003	.0003	.0003	.0003	.0003	.0002
-3.3	.0005	.0005	.0005	.0004	.0004	.0004	.0004	.0004	.0004	.0003
-3.2	.0007	.0007	.0006	.0006	.0006	.0006	.0006	.0005	.0005	.0005
-3.1	.0010	.0009	.0009	.0009	.0008	.0008	.0008	.0008	.0007	.0007
-3.0	.0013	.0013	.0013	.0012	.0012	.0011	.0011	.0011	.0010	.0010
-2.9	.0019	.0018	.0018	.0017	.0016	.0016	.0015	.0015	.0014	.0014
-2.8	.0026	.0025	.0024	.0023	.0023	.0022	.0021	.0021	.0020	.0019
-2.7	.0035	.0034	.0033	.0032	.0031	.0030	.0029	.0028	.0027	.0026
-2.6	.0047	.0045	.0044	.0043	.0041	.0040	.0039	.0038	.0037	.0036
-2.5	.0062	.0060	.0059	.0057	.0055	.0054	.0052	.0051	.0049	.0048
-2.4	.0082	.0080	.0078	.0075	.0073	.0071	.0069	.0068	.0066	.0064
-2.3	.0107	.0104	.0102	.0099	.0096	.0094	.0091	.0089	.0087	.0084
-2.2	.0139	.0136	.0132	.0129	.0125	.0122	.0119	.0116	.0113	.0110
-2.1	.0179	.0174	.0170	.0166	.0162	.0158	.0154	.0150	.0146	.0143
-2.0	.0228	.0222	.0217	.0212	.0207	.0202	.0197	.0192	.0188	.0183
-1.9	.0287	.0281	.0274	.0268	.0262	.0256	.0250	.0244	.0239	.0233
-1.8	.0359	.0351	.0344	.0336	.0329	.0322	.0314	.0307	.0301	.0294
-1.7	.0446	.0436	.0427	.0418	.0409	.0401	.0392	.0384	.0375	.0367
-1.6	.0548	.0537	.0526	.0516	.0505	.0495	.0485	.0475	.0465	.0455
-1.5	.0668	.0655	.0643	.0630	.0618	.0606	.0594	.0582	.0571	.0559
-1.4	.0808	.0793	.0778	.0764	.0749	.0735	.0721	.0708	.0694	.0681
-1.3	.0968	.0951	.0934	.0918	.0901	.0885	.0869	.0853	.0838	.0823
-1.2	.1151	.1131	.1112	.1093	.1075	.1056	.1038	.1020	.1003	.0985
-1.1	.1357	.1335	.1314	.1292	.1271	.1251	.1230	.1210	.1190	.1170
-1.0	.1587	.1562	.1539	.1515	.1492	.1469	.1446	.1423	.1401	.1379
-0.9	.1841	.1814	.1788	.1762	.1736	.1711	.1685	.1660	.1635	.1611
-0.8	.2119	.2090	.2061	.2033	.2005	.1977	.1949	.1922	.1894	.1867
-0.7	.2420	.2389	.2358	.2327	.2296	.2266	.2236	.2206	.2177	.2148
-0.6	.2743	.2709	.2676	.2643	.2611	.2578	.2546	.2514	.2483	.2451
-0.5	.3085	.3050	.3015	.2981	.2946	.2912	.2877	.2843	.2810	.2776
-0.4	.3446	.3409	.3372	.3336	.3300	.3264	.3228	.3192	.3156	.3121
-0.3	.3821	.3783	.3745	.3707	.3669	.3632	.3594	.3557	.3520	.3483
-0.2	.4207	.4168	.4129	.4090	.4052	.4013	.3974	.3936	.3897	.3859
-0.1	.4602	.4562	.4522	.4483	.4443	.4404	.4364	.4325	.4286	.4247
-0.0	.5000	.4960	.4920	.4880	.4840	.4801	.4761	.4721	.4681	.4641

For values of  $z$  less than  $-3.49$ , use  $0.000$  to approximate the area.



The table entry for  $z$  is the area to the left of  $z$ .

TABLE 5(a) *continued*

$z$	.00	.01	.02	.03	.04	.05	.06	.07	.08	.09
0.0	.5000	.5040	.5080	.5120	.5160	.5199	.5239	.5279	.5319	.5359
0.1	.5398	.5438	.5478	.5517	.5557	.5596	.5636	.5675	.5714	.5753
0.2	.5793	.5832	.5871	.5910	.5948	.5987	.6026	.6064	.6103	.6141
0.3	.6179	.6217	.6255	.6293	.6331	.6368	.6406	.6443	.6480	.6517
0.4	.6554	.6591	.6628	.6664	.6700	.6736	.6772	.6808	.6844	.6879
0.5	.6915	.6950	.6985	.7019	.7054	.7088	.7123	.7157	.7190	.7224
0.6	.7257	.7291	.7324	.7357	.7389	.7422	.7454	.7486	.7517	.7549
0.7	.7580	.7611	.7642	.7673	.7704	.7734	.7764	.7794	.7823	.7852
0.8	.7881	.7910	.7939	.7967	.7995	.8023	.8051	.8078	.8106	.8133
0.9	.8159	.8186	.8212	.8238	.8264	.8289	.8315	.8340	.8365	.8389
1.0	.8413	.8438	.8461	.8485	.8508	.8531	.8554	.8577	.8599	.8621
1.1	.8643	.8665	.8686	.8708	.8729	.8749	.8770	.8790	.8810	.8830
1.2	.8849	.8869	.8888	.8907	.8925	.8944	.8962	.8980	.8997	.9015
1.3	.9032	.9049	.9066	.9082	.9099	.9115	.9131	.9147	.9162	.9177
1.4	.9192	.9207	.9222	.9236	.9251	.9265	.9279	.9292	.9306	.9319
1.5	.9332	.9345	.9357	.9370	.9382	.9394	.9406	.9418	.9429	.9441
1.6	.9452	.9463	.9474	.9484	.9495	.9505	.9515	.9525	.9535	.9545
1.7	.9554	.9564	.9573	.9582	.9591	.9599	.9608	.9616	.9625	.9633
1.8	.9641	.9649	.9656	.9664	.9671	.9678	.9686	.9693	.9699	.9706
1.9	.9713	.9719	.9726	.9732	.9738	.9744	.9750	.9756	.9761	.9767
2.0	.9772	.9778	.9783	.9788	.9793	.9798	.9803	.9808	.9812	.9817
2.1	.9821	.9826	.9830	.9834	.9838	.9842	.9846	.9850	.9854	.9857
2.2	.9861	.9864	.9868	.9871	.9875	.9878	.9881	.9884	.9887	.9890
2.3	.9893	.9896	.9898	.9901	.9904	.9906	.9909	.9911	.9913	.9916
2.4	.9918	.9920	.9922	.9925	.9927	.9929	.9931	.9932	.9934	.9936
2.5	.9938	.9940	.9941	.9943	.9945	.9946	.9948	.9949	.9951	.9952
2.6	.9953	.9955	.9956	.9957	.9959	.9960	.9961	.9962	.9963	.9964
2.7	.9965	.9966	.9967	.9968	.9969	.9970	.9971	.9972	.9973	.9974
2.8	.9974	.9975	.9976	.9977	.9977	.9978	.9979	.9979	.9980	.9981
2.9	.9981	.9982	.9982	.9983	.9984	.9984	.9985	.9985	.9986	.9986
3.0	.9987	.9987	.9987	.9988	.9988	.9989	.9989	.9989	.9990	.9990
3.1	.9990	.9991	.9991	.9991	.9992	.9992	.9992	.9992	.9993	.9993
3.2	.9993	.9993	.9994	.9994	.9994	.9994	.9994	.9995	.9995	.9995
3.3	.9995	.9995	.9995	.9996	.9996	.9996	.9996	.9996	.9996	.9997
3.4	.9997	.9997	.9997	.9997	.9997	.9997	.9997	.9997	.9997	.9998

For  $z$  values greater than 3.49, use 1.000 to approximate the area.

TABLE 5 *continued*

(b) Confidence Interval Critical Values $z_c$	
Level of Confidence $c$	Critical Value $z_c$
0.70, or 70%	1.04
0.75, or 75%	1.15
0.80, or 80%	1.28
0.85, or 85%	1.44
0.90, or 90%	1.645
0.95, or 95%	1.96
0.98, or 98%	2.33
0.99, or 99%	2.58

TABLE 5 *continued*

(c) Hypothesis Testing, Critical Values $z_0$		
Level of Significance	$\alpha = 0.05$	$\alpha = 0.01$
Critical value $z_0$ for a left-tailed test	-1.645	-2.33
Critical value $z_0$ for a right-tailed test	1.645	2.33
Critical values $\pm z_0$ for a two-tailed test	$\pm 1.96$	$\pm 2.58$

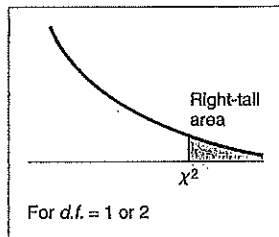
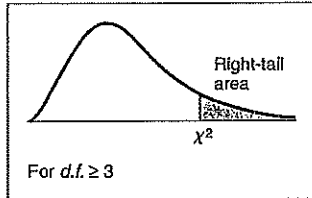


TABLE 7 The  $\chi^2$  Distribution

d.f.	Right-tail Area									
	.995	.990	.975	.950	.900	.100	.050	.025	.010	.005
1	0.0 <sup>4</sup> 393	0.0 <sup>3</sup> 157	0.0 <sup>2</sup> 982	0.0 <sup>2</sup> 393	0.0158	2.71	3.84	5.02	6.63	7.88
2	0.0100	0.0201	0.0506	0.103	0.211	4.61	5.99	7.38	9.21	10.60
3	0.072	0.115	0.216	0.352	0.584	6.25	7.81	9.35	11.34	12.84
4	0.207	0.297	0.484	0.711	1.064	7.78	9.49	11.14	13.28	14.86
5	0.412	0.554	0.831	1.145	1.61	9.24	11.07	12.83	15.09	16.75
6	0.676	0.872	1.24	1.64	2.20	10.64	12.59	14.45	16.81	18.55
7	0.989	1.24	1.69	2.17	2.83	12.02	14.07	16.01	18.48	20.28
8	1.34	1.65	2.18	2.73	3.49	13.36	15.51	17.53	20.09	21.96
9	1.73	2.09	2.70	3.33	4.17	14.68	16.92	19.02	21.67	23.59
10	2.16	2.56	3.25	3.94	4.87	15.99	18.31	20.48	23.21	25.19
11	2.60	3.05	3.82	4.57	5.58	17.28	19.68	21.92	24.72	26.76
12	3.07	3.57	4.40	5.23	6.30	18.55	21.03	23.34	26.22	28.30
13	3.57	4.11	5.01	5.89	7.04	19.81	22.36	24.74	27.69	29.82
14	4.07	4.66	5.63	6.57	7.79	21.06	23.68	26.12	29.14	31.32
15	4.60	5.23	6.26	7.26	8.55	22.31	25.00	27.49	30.58	32.80
16	5.14	5.81	6.91	7.96	9.31	23.54	26.30	28.85	32.00	34.27
17	5.70	6.41	7.56	8.67	10.09	24.77	27.59	30.19	33.41	35.72
18	6.26	7.01	8.23	9.39	10.86	25.99	28.87	31.53	34.81	37.16
19	6.84	7.63	8.91	10.12	11.65	27.20	30.14	32.85	36.19	38.58
20	7.43	8.26	8.99	10.85	12.44	28.41	31.41	34.17	37.57	40.00
21	8.03	8.90	10.28	11.59	13.24	29.62	32.67	35.48	38.93	41.40
22	8.64	9.54	10.98	12.34	14.04	30.81	33.92	36.78	40.29	42.80
23	9.26	10.20	11.69	13.09	14.85	32.01	35.17	38.08	41.64	44.18
24	9.89	10.86	12.40	13.85	15.66	33.20	36.42	39.36	42.98	45.56
25	10.52	11.52	13.12	14.61	16.47	34.38	37.65	40.65	44.31	46.93
26	11.16	12.20	13.84	15.38	17.29	35.56	38.89	41.92	45.64	48.29
27	11.81	12.88	14.57	16.15	18.11	36.74	40.11	43.19	46.96	49.64
28	12.46	13.56	15.31	16.93	18.94	37.92	41.34	44.46	48.28	50.99
29	13.21	14.26	16.05	17.71	19.77	39.09	42.56	45.72	49.59	52.34
30	13.79	14.95	16.79	18.49	20.60	40.26	43.77	46.98	50.89	53.67
40	20.71	22.16	24.43	26.51	29.05	51.80	55.76	59.34	63.69	66.77
50	27.99	29.71	32.36	34.76	37.69	63.17	67.50	71.42	76.15	79.49
60	35.53	37.48	40.48	43.19	46.46	74.40	79.08	83.30	88.38	91.95
70	43.28	45.44	48.76	51.74	55.33	85.53	90.53	95.02	100.4	104.2
80	51.17	53.54	57.15	60.39	64.28	96.58	101.9	106.6	112.3	116.3
90	59.20	61.75	65.65	69.13	73.29	107.6	113.1	118.1	124.1	128.3
100	67.33	70.06	74.22	77.93	82.36	118.5	124.3	129.6	135.8	140.2

Source: From H. L. Herter, *Biometrika*, June 1964. Printed by permission of the Biometrika Trustees.

